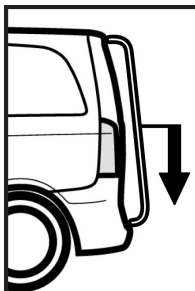


F/ Si l'étrier de l'échelle heurte la portière lors de sa fermeture, il est possible de régler la position du verrou de la portière afin de lui donner plus de jeu.


EN/ If the fixing bracket of the ladder hits against the door during its closing movement, the position of the door's lock can be adjusted in order to get more clearance.

D/ Wenn beim Zuschlagen der Tür der Befestigungswinkel der Leiter gegen die Tür anstösst, kann die Stellung des Türschlosses eingestellt werden, um mehr Abstand zu schaffen.

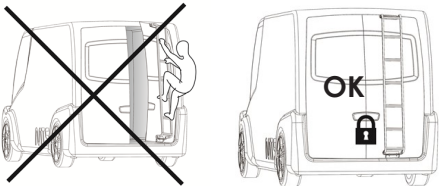

NL/ Als bij het sluiten van de deur de beugel van de ladder tegen de deur aanstoot, kan de positie van het deurslot worden ingesteld om meer afstand te krijgen.



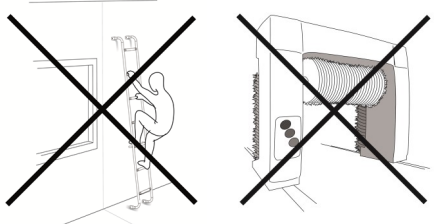
Kg max
100 kg



2000 km
1300 Miles






1 3 5
2 4 **R**



MTS

  : 20'

27/01/2020—NM-ECH ALU 3 points
NTME-011— Rev 2-B

				
1x 10	1x 13	H1	0614LAE2000	0614LAE200
Iveco	Daily 2014	H2	0614LCE2000	0614LCE200

F/ Notice de montage Echelle aluminium fixation 3 points













GB/ Installation instructions Ladder in aluminium

D/ Montageanweisungen Leiter aus Aluminium

NL/ Montagehandleiding Ladder in aluminium

I/ Istruzioni per il montaggio Scaletta in alluminio

E/ Instrucciones de montaje Escalera de aluminio

	A	1x
	B	1x
	C	1x
	D	1x
 M8 x 25	E	2x
 M8 x 35	F	2x
 Ø8 M	G	8x
 Ø8 LL	H	1x
 M8	I	5x
	J	2x
	K	1x
 M8	L	1x

MTS

Phone : (+33)2 37 51 65 18
contact@mts-galleries.fr

